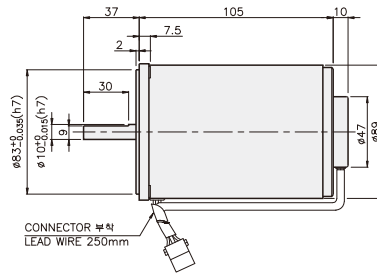
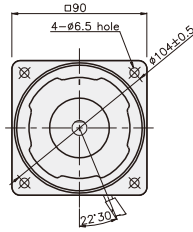


SPEED CONTROL MOTOR - SU SERIES

40W

□90mm

K9□S40N□-SU



SPECIFICATIONS

40W 연속정격, 4극

Model	Voltage (V)	Frequency (Hz)	Speed (rpm)	Permissible Torque		Start T. (N·m/kgf·cm)	Current (A)	Condenser (μF)
				1200 rpm (N·m/kgf·cm)	90 rpm (N·m/kgf·cm)			
K9I□40NJ-SU	100	50	90 ~ 1400	0.26/2.6	0.07/0.7	0.14/1.4	1.3	12
			90 ~ 1700					
K9I□40NU-SU	110	60	90 ~ 1700	0.26/2.6	0.07/0.7	0.13/1.3	1.1	8
	115							
K9I□40NL-SU	200	50	90 ~ 1400	0.3/3	0.063/0.63	0.14/1.4	0.6	3
			90 ~ 1700					
K9I□40NC-SU	220	50	90 ~ 1400	0.3/3	0.063/0.63	0.14/1.4	0.58	2.5
			90 ~ 1700			0.23/2.3		
		60	90 ~ 1400	0.3/3		0.14/1.4	0.6	
			90 ~ 1700	0.23/2.3		0.13/1.3	0.62	
K9I□40ND-SU	240	50	90 ~ 1400	0.3/3	0.063/6.3	0.13/1.3	0.6	2
			90 ~ 1700					

* □ : SHAFT 형상(S : STRAIGHT, G : PINION)

RATED TORQUE OF GEARHEAD

● 단상 100V/115V

단위 = 상단 : N·m / 하단 : kgf·cm

Model	Ratio	Speed(rpm)																								
		3	3.6	5	6	7.5	9	10	12.5	15	18	20	25	30	36	40	50	60	75	90	100	120	150	180	200	
K9I□40N□-SU K9G□B(C)	1200	0.63 6.3	0.76 7.6	1.05 10.5	1.26 12.6	1.58 15.8	1.90 19.0	2.11 21.1	2.63 26.3	3.16 31.6	3.79 37.9	3.79 37.9	4.74 47.4	5.69 56.9	6.82 68.2	7.58 75.8	8.53 85.3	10 100	10 100	10 100	10 100	10 100	10 100	10 100	10 100	10 100
	90	0.17 1.7	0.20 2.0	0.28 2.8	0.34 3.4	0.43 4.3	0.51 5.1	0.57 5.7	0.71 7.1	0.85 8.5	1.02 10.2	1.02 10.2	1.28 12.8	1.53 15.3	1.84 18.4	2.04 20.4	2.30 23.0	2.76 27.6	3.44 34.4	4.13 41.3	4.59 45.9	5.51 55.1	6.89 68.9	8.27 82.7	9.19 91.9	

● 단상 200V/240V

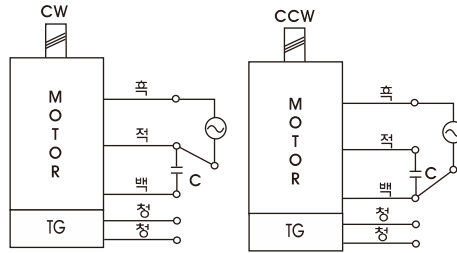
단위 = 상단 : N·m / 하단 : kgf·cm

Model	Ratio	Speed(rpm)																								
		3	3.6	5	6	7.5	9	10	12.5	15	18	20	25	30	36	40	50	60	75	90	100	120	150	180	200	
K9I□40N□-SU K9G□B(C)	1200	200V/220V/ 230V/240V/50Hz	0.73 7.3	0.87 8.7	1.22 12.2	1.46 14.6	1.82 18.2	2.19 21.9	2.43 24.3	3.04 30.4	3.65 36.5	4.37 43.7	4.37 43.7	5.47 54.7	6.56 65.6	7.87 78.7	8.75 87.5	10 100	10 100	10 100	10 100	10 100	10 100	10 100	10 100	10 100
		200V/220V/ 230V/60Hz	0.56 5.6	0.67 6.7	0.93 9.3	1.12 11.2	1.40 14.0	1.68 16.8	1.86 18.6	2.33 23.3	2.79 27.9	3.35 33.5	3.35 33.5	4.19 41.9	5.03 50.3	6.04 60.4	6.71 67.1	8.38 83.8	10 100	10 100	10 100	10 100	10 100	10 100	10 100	10 100
	90	0.15 1.5	0.18 1.8	0.26 2.6	0.31 3.1	0.38 3.8	0.46 4.6	0.51 5.1	0.64 6.4	0.77 7.7	0.92 9.2	0.92 9.2	1.15 11.5	1.38 13.8	1.65 16.5	1.84 18.4	2.07 20.7	2.48 24.8	3.10 31.0	3.72 37.2	4.13 41.3	4.96 49.6	6.20 62.0	7.44 74.4	8.27 82.7	

- * GEARHEAD·DECIMAL GEARHEAD는 별매입니다.
- * GEARHEAD의 품명중 □에는 감속비가 들어갑니다.
- * ■ 색이 MOTOR와 같은 방향, 그 외에는 반대 방향입니다.
- * 표의 감속비보다 더 감속하고자 할 경우는 GEARHEAD와 MOTOR 사이에 감속비 10의 DECIMAL GEARHEAD를 설치할 수 있습니다. 이 경우의 허용 TORQUE는 10 N·m / 100 kgf·cm 입니다.
- * 회전수는 MOTOR의 동기 회전수 (50 Hz : 1500 rpm, 60 Hz : 1800 rpm)를 기준으로 하여 감속비로 나누어서 계산하였습니다. 실제의 회전수는 부하의 크기에 따라서 표시된 수치보다 2~20% 적습니다.

GEARHEAD

CONNECTION DIAGRAMS




회전방향은 출력축에서 볼 경우

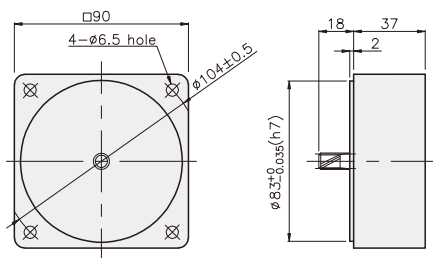
DIMENSIONS

K9G□B(C)

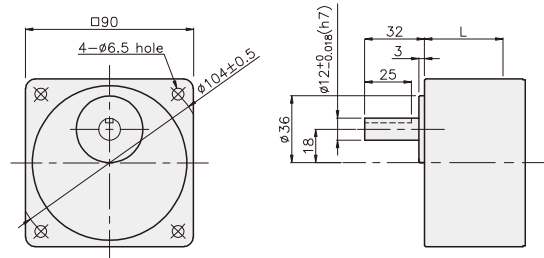
K9IG40N□-SU + K9G□B(C)



DECIMAL GEARHEAD
K9G10BX

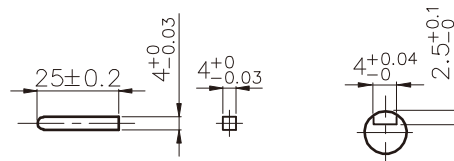


GEARHEAD
K9G□B(C)



KEY SPEC

- KEY
- KEY GROOVE



치수도표

품번	L	적용기준	취부 BOLT
01	42	K9G3~18B(C)	M6 P1.0 X 65
02	60	K9G20~200B(C)	M6 P1.0 X 80
03	37	K9G10BX	M6 P1.0 X 120

무게

PART	WEIGHT(kg)	
MOTOR	2.48	
DECIMAL GEARHEAD	0.60	
GEAR HEAD	K9G3-18B(C)	0.78
	K9G20-40B(C)	1.04
	K9G50-200B(C)	1.14

K9IG40N□-SU + K9G□B(C)

