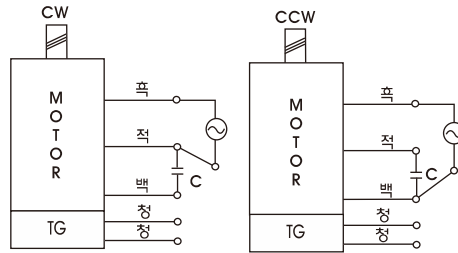


GEARHEAD

CONNECTION DIAGRAMS



※ 회전방향은 출력축에서 볼 경우

DIMENSIONS

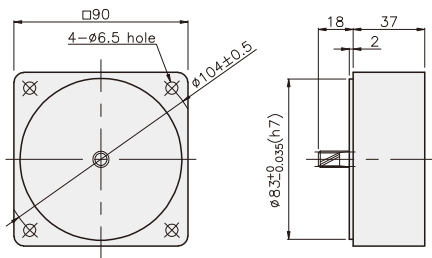
K9G□B(C)

K9RG40N□-SP + K9G□B(C)



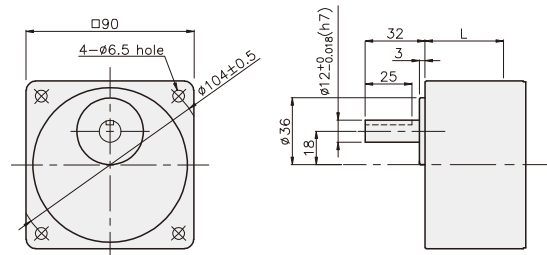
DECIMAL GEARHEAD

K9G10BX



GEARHEAD

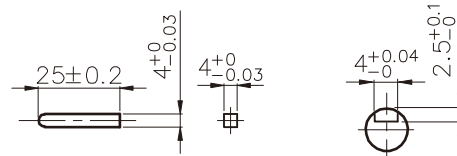
K9G□B(C)



KEY SPEC

● KEY

● KEY GROOVE



치수도표

품번	L	적용기종	취부 BOLT
01	42	K9G3~18B(C)	M6 P1,0 X 65
02	60	K9G20~200B(C)	M6 P1,0 X 80
03	37	K9G10BX	M6 P1,0 X 120

무게

PART	WEIGHT(kg)	
MOTOR	2,48	
DECIMAL GEARHEAD	0,60	
GEAR HEAD	K9G3~18B(C)	0,78
	K9G20~40B(C)	1,04
	K9G50~200B(C)	1,14

K9RG40N□-SP + K9G□B(C)

